

Partnering with Publix to raise money for ICSAtlanta

Publix is a great partner for ICSAtlanta. They make contributions to the school based on a percentage of eligible transactions. Here are a few questions you may want some answers to:

How does ICSAtlanta earn money?

A percentage of each eligible transaction made using your Publix Partners account is allocated to that participating school. Publix Partners' schools receive checks up to four times per year based on earnings they accumulate from the purchases you make at Publix.

Are earnings based on select purchases?

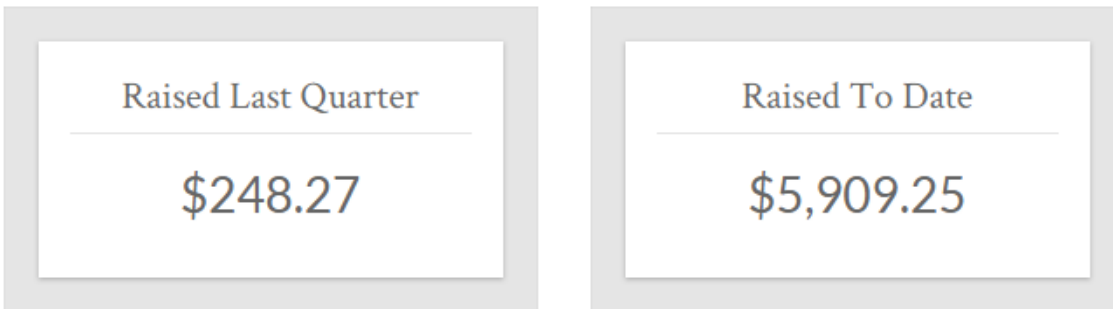
All purchases are eligible **with the exception** of gift cards, alcohol, lottery items, money services, postage stamps and prescriptions, purchases from Florida stores, purchases from GreenWise Market locations and purchases made through delivery or curbside, Powered by Instacart.

How much can a school earn?

For every \$37,500 spent cumulatively by your school's participants, Publix will award your school \$250.

How much have we raised so far?

We have raised over \$5,900 for the school to date.



But we NEED YOUR HELP!!!!

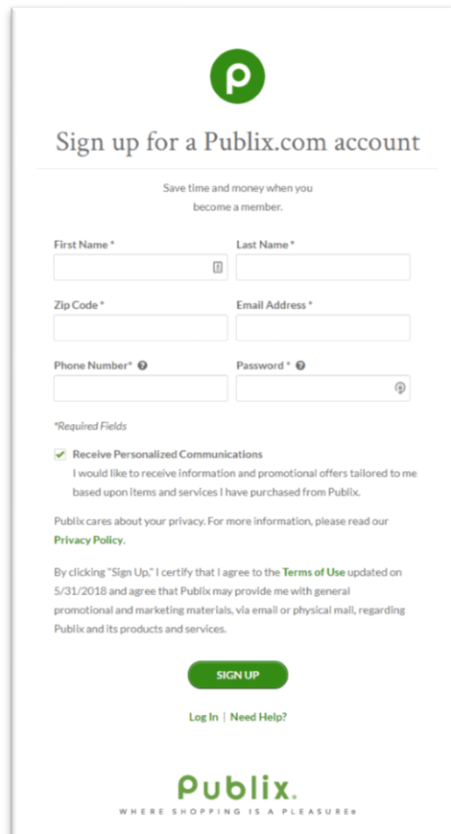
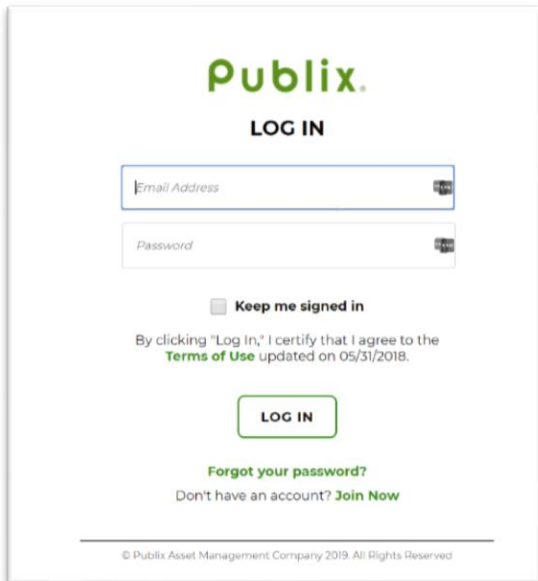
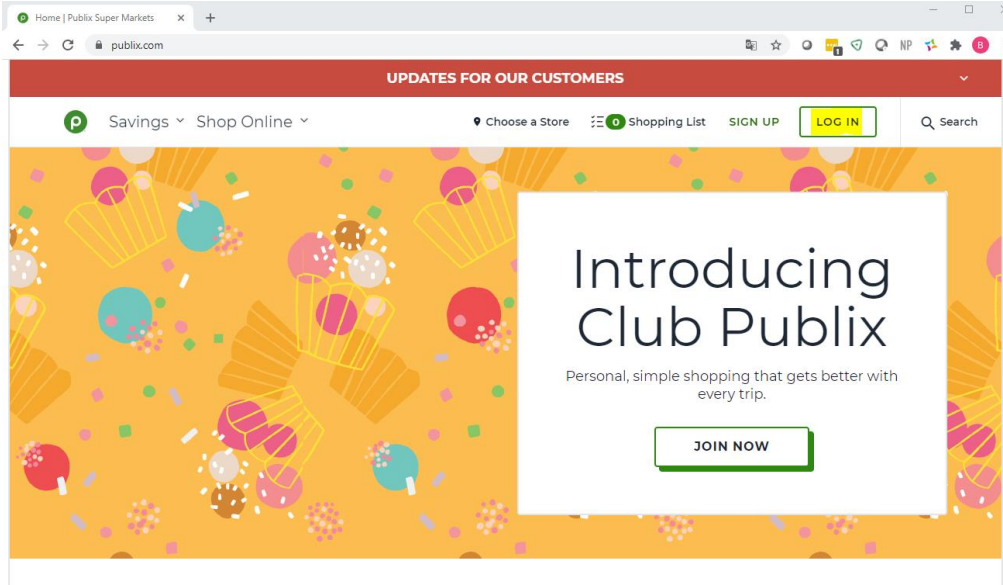
ICS Atlanta could receive **SO MUCH MORE** if **EVERY FAMILY** that is affiliated with ICSAtlanta took TWO SIMPLE STEPS:

- (1) connect their Publix account with *International Charter School of Atlanta* AND
- (2) make sure to enter their phone number at check out EVERY time they shop at Publix.

Read on to find out how EASY it is to link your Publix account to our school – ICSAtlanta!

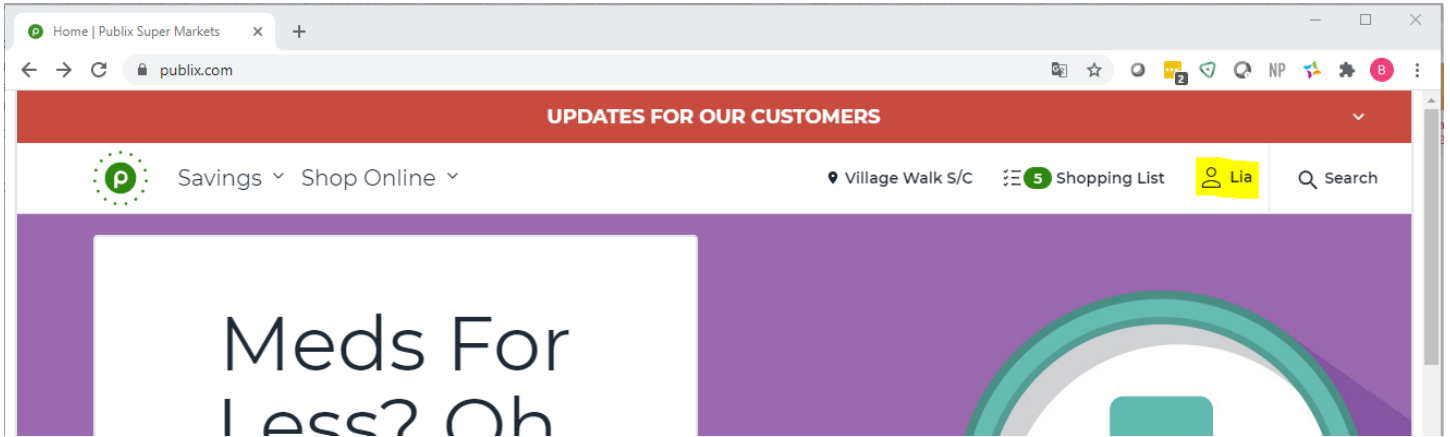
Step-by-Step Guide to Set Up Publix Account for Contributions to ICS Atlanta

Step 1: Log In or Sign Up on Publix.com

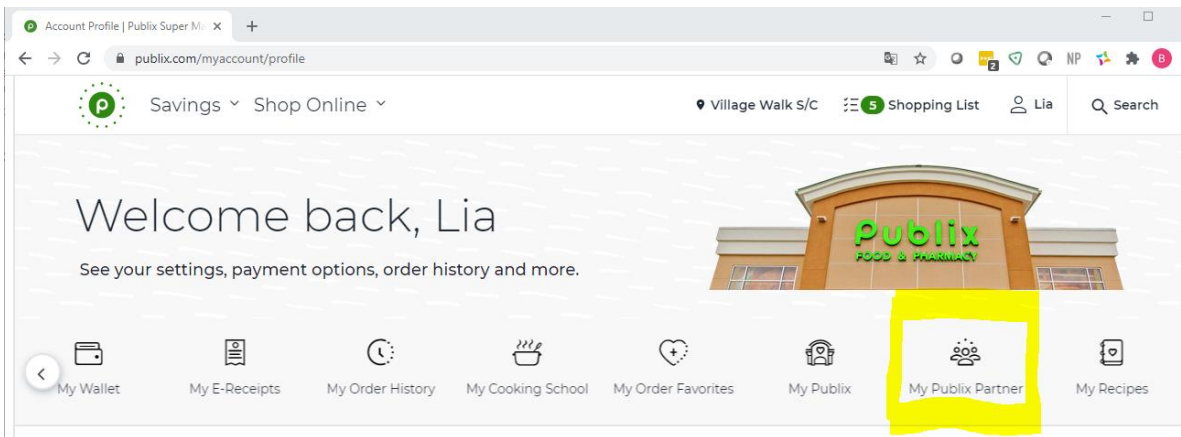
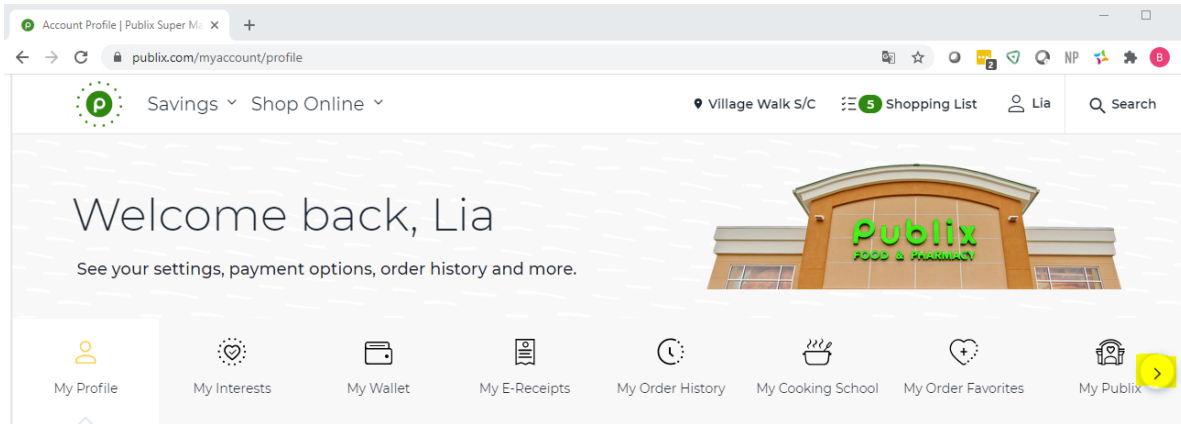


Step 2: Go to My Account

Click on your name and you'll be taken to your account page...



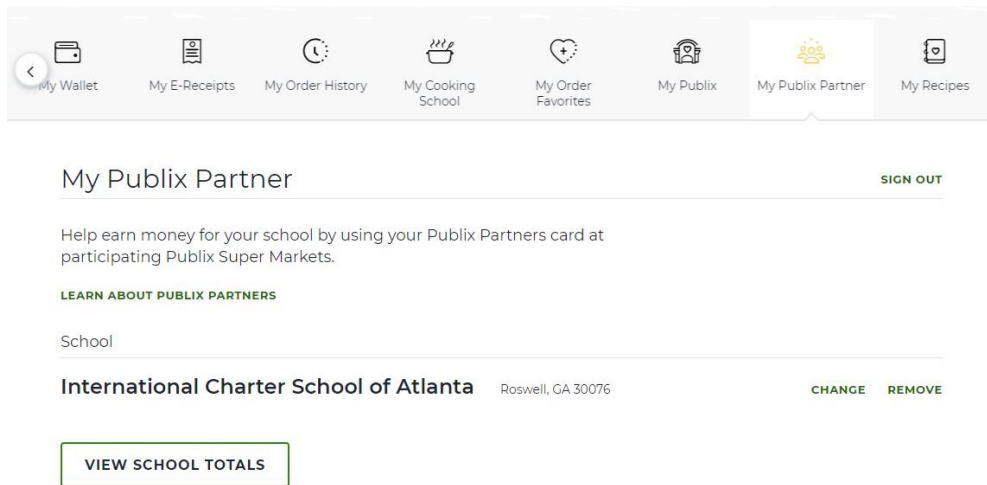
Step 3: Locate the Publix Partner icon – you'll likely need to click on the right chevron in a circle to find it – yellow highlights below



Step 4: Confirm/Select the School that your account is associated to

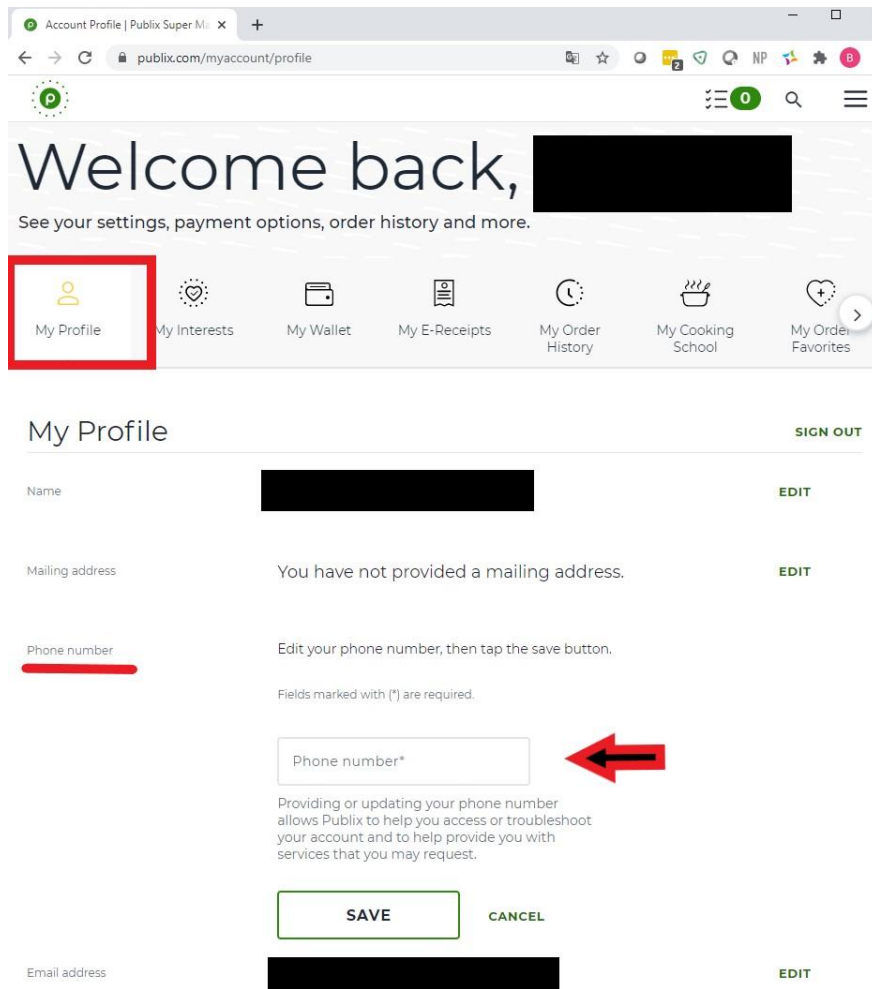
CLICK on the MY PUBLIX PARTNER icon and it will load the information for what school you have currently selected.

If you've done this before, you should see something like this:

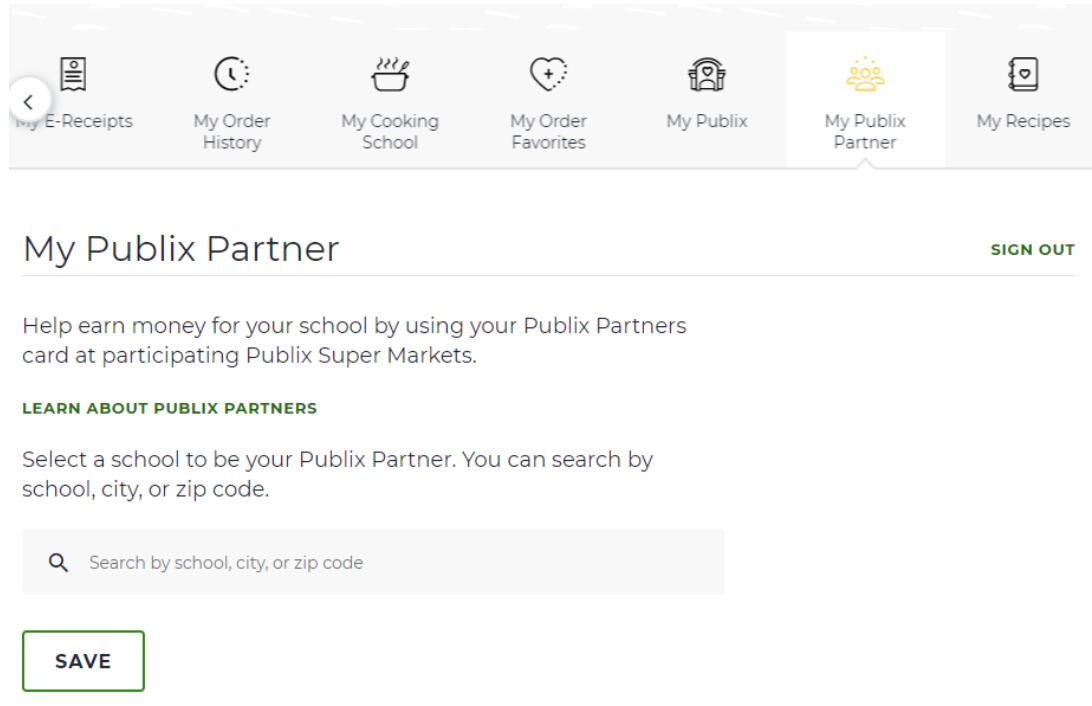


If this is your **first time setting this up**, you'll need to do a couple extra things:

- 1) Make sure that your profile is set up with a valid phone number.

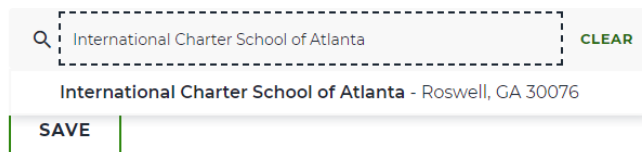


Once you have a valid phone number loaded to your profile, navigate back to the My Publix Partner page and it will look like this...

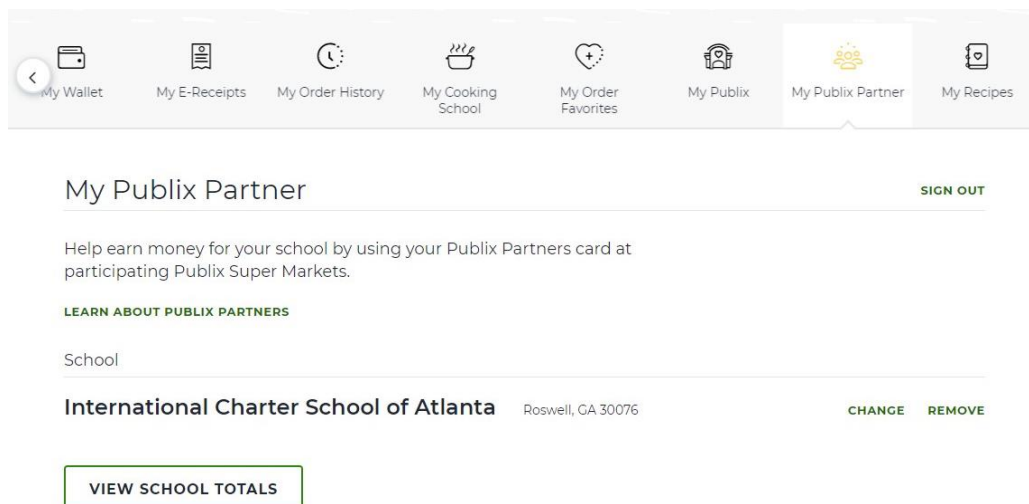


- 2) In the search bar, type in our school name – International Charter School of Atlanta; you'll notice that the school will populate below. Click on the school name and then click on the SAVE button.

school, city, or zip code.



- 3) Once you click save, your page should look like the one below. Set up is complete!



READ ON BELOW TO SAY WHAT HAPPENS NEXT....

CONGRATULATIONS! You're all set up.

Now you need to REMEMBER to use your phone number EVERY TIME YOU SHOP!

Every time you shop at Publix, make sure you enter your phone number as your customer ID. (Note: Cashier's won't remind you, so YOU must remember to do this step). This will ensure that ICAtlanta will receive credit for your purchases.

IMPORTANT:

Enrollment in Publix Partners expires each July and you still need to sign up annually. Log into your account each July to select a school in your account settings.